


# INSTRUKCJA MONTAŻU: Stelaz ST 201 E, ST 203 E



1 Stelaz x 2



2 Regulator x 4



3 Zaślepka x 4



4 Zaślepka x 4



5 Wkręt x 6



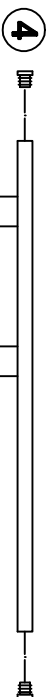

6 Element dodatkowy -  
tuzpień x 4



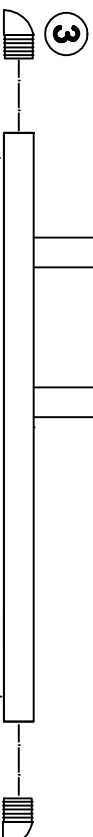
7 Element dodatkowy -  
mimośród x 4



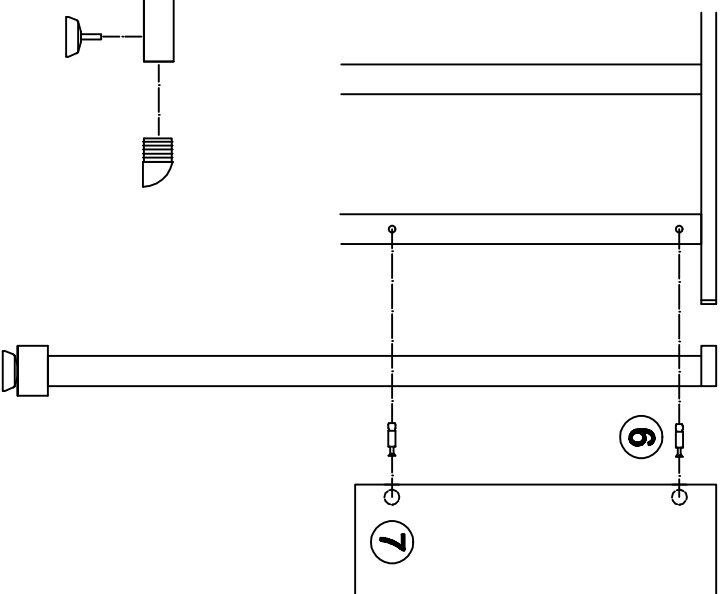
Potrzebne narzędzia:



1

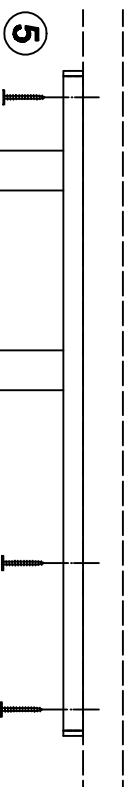


2



6

7



5